



DISCOM

FEATURES

- 600 or 1000 VDC
- 8-32 fused positions
- 16-32 strings with 25-30 A fuses
- Multiple fuse sizes
- DC disconnect
- Locking mechanism

OPTIONS

- Type 4X fiberglass enclosure
- Type 4X 316 stainless steel enclosure
- Connection plates for compression terminals
- Surge arrester (600 or 1000 V)
- Multi-contact MC4 or Amphenol Helios H4 PV connectors

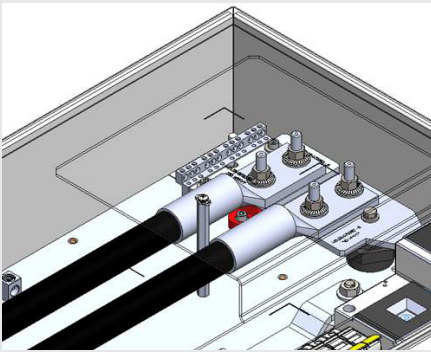
DISCONNECTING STRING COMBINERS

Yaskawa - Solectria Solar's string combiners feature the broadest product offering in the industry today. They offer the best quality, durability, ease-of-installation, mounting flexibility, and safety and protection features. Customers may choose 600 or 1000 VDC, 8-32 fused positions and a wide range of fuse values. Enclosure options include powder coated steel (Type 4), 316 stainless steel (Type 4X), and fiberglass (Type 4X). These string combiners feature standard oversized compression lugs that allow for long-run output conductors and multiple conduit entry locations so it can be mounted vertically or horizontally - thus eliminating the need for labor-intensive conduit bends. Additional options include surge arrestors, MC4 or H4 PV connectors and connector plates for those installers who prefer compression terminals for oversized output conductors.

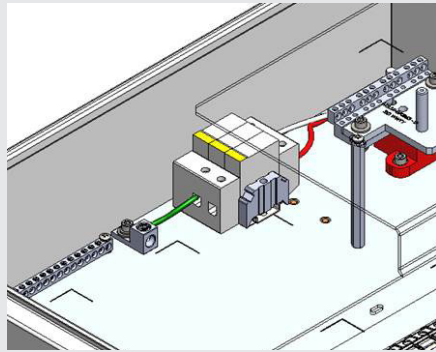


SPECIFICATIONS													
Number of Fused Inputs	One String Per Fuse				Two Strings Per Fuse		One String Per Fuse				Two Strings Per Fuse		
	8	12	16	20	8	10	24LT	24	30	32	12	14	16
Input Wire Range	14-6 AWG												
Output Wire Range (Mechanical Terminal)	6 AWG-350 kcmil Option: (2) 1/0 AWG-(2) 300 kcmil				(2) 1/0 AWG-(2) 600 kcmil								
Connection Plate Option for Customer Provided Compression Terminal	(2) 1/0 AWG-600 kcmil 1.75" stud spacing*					(2) 1/0 AWG-600 kcmil or (1) 750kcmil 1.75" stud spacing							
Maximum Voltage	600 or 1000 VDC												
Maximum Current	96 A	144 A	192 A	240 A	192 A	240 A	250 A	288 A	360 A	384 A	288 A	336 A	384 A
Fuse Range	4 - 15 A (inquire about 20 A)				25 or 30 A		4 - 15 A (inquire about 20 A)				25 or 30 A		
Operating Temperature	-40°F to +122°F (-40°C to +50°C)												
Mounting Locations	Indoor, Outdoor, Wall, Array, Rooftop - Vertical, Horizontal, or Angled												
Certifications													
Safety Listings & Certifications	UL 1741, CSA C22.2#107.1												
Certification Agency	ETL												
Warranty													
Standard	5 year												
Enclosure													
Dimensions (H x W x D)	Powder Coated Steel		24 in. x 20 in. x 6 in. (610 x 508 x 152 mm)				30 in. x 24 in. x 8 in. (762 x 610 x 203 mm)						
	316 Stainless Steel		24 in. x 20 in. x 6 in. (610 x 508 x 152 mm)				30 in. x 24 in. x 8 in. (762 x 610 x 203 mm)						
	Fiberglass		24 in. x 20 in. x 8 in. (610 x 508 x 203 mm)				30 in. x 24 in. x 8 in. (762 x 610 x 203 mm)						
Weight	Powder Coated Steel		36 lbs (16.3 kg)				75 lbs (34 kg)						
	316 Stainless Steel		36 lbs (16.3 kg)				75 lbs (34 kg)						
	Fiberglass		29.3 lbs (13.3 kg)				56 lbs (25.4 kg)						
Enclosure Rating	Type 4; optional Type 4X												
Enclosure	Polyester powder coated steel; optional 316 stainless steel or fiberglass												


* Larger enclosure (24" x 20" x 6") used for 8 and 12 fused input DISCOMs with this option. See Installation and Operation Manual for more information.



Connection plate option for customer provided compression terminal*
(1 or 2, 600kcmil per pole, 12-30 fuse; also 1, 750kcmil per pole in 30" x 24" enclosure)



Surge arrester option



MC4/H4 PV connector option*